



SERIES

High Performance Oil Coolers

- ▶ High Performance Model Series with Louvered Fin Design Provides High Heat Transfer Rates
- ▶ Standard Models with Higher Speed Fans for Compact, Most Economical Selection
- ▶ Low Noise Models with Slower Fan Speeds for Reduced Noise Levels and Lower Fan HP Requirements
- ▶ Competitive Pricing Deliveries From Stock

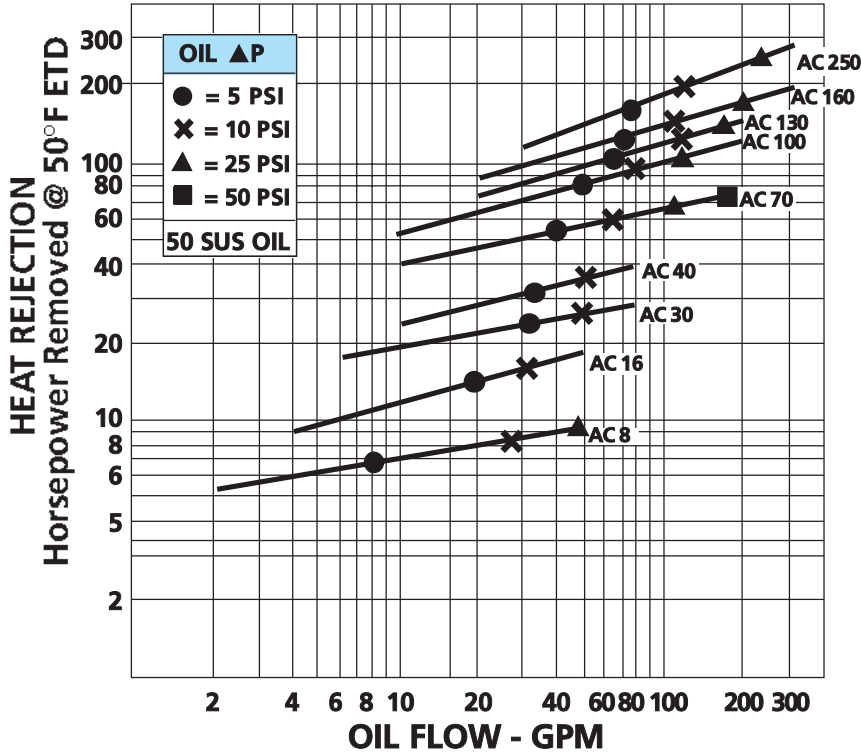


 **AKG THERMAL SYSTEMS, INC.**

BULLETIN ACB-2

Standard Models

STANDARD MODELS PERFORMANCE DATA



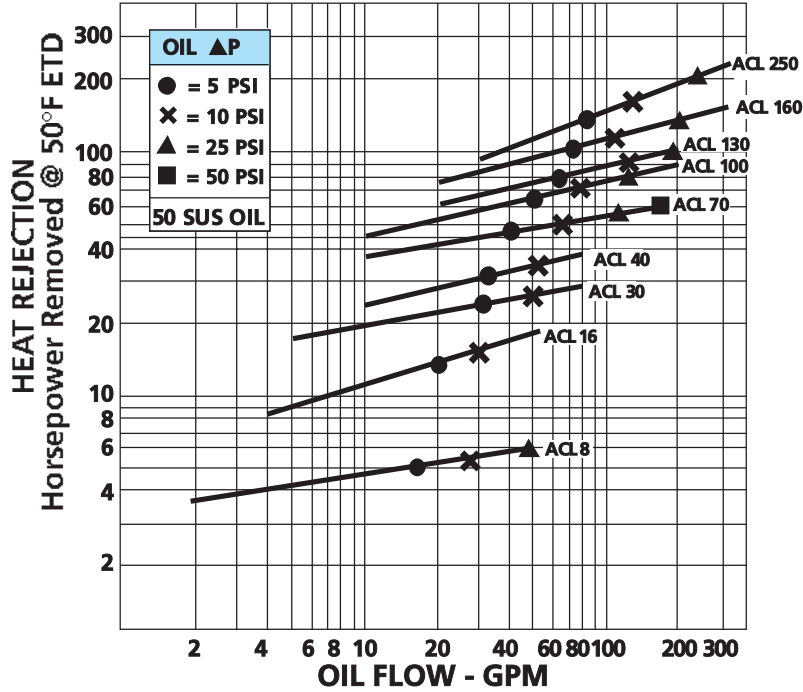
NOISE LEVELS dB A SCALE AT 1 METER	
Model	dB(A)
AC 8	80
AC 16	85
AC 30	85
AC 40	88
AC 70	93
AC 100	94
AC 130	96
AC 160	98
AC 250	101

ELECTRIC MOTOR DATA

Model Size	HP RPM	Motor Frame	SINGLE PHASE			THREE PHASE			
			Voltage	Hz	Full Load Amps 230 V.	Voltage	Hz	Full Load Amps 230V	
AC 8	1/3 3250	IEC 63	115/230	60	2.6	208-230/460		60	1.2
						200/220		50	
						380/440		50	
AC 16	1/2 3250	IEC 71	115-208/230	60	3.4	208-230/460		60	2.0
						200/220		50	
						380/440		50	
AC 30	1/2 1725	NEMA 56C	115-208/230	60	4.4	208-230/460		60	3.4
						190/200	208/220	50	
						380/400	416/440	50	
AC 40	1 1725	NEMA 56C	115-208/230	60	6.4	208-230/460		60	6.2
						190/200	208/220	50	
						380/400	416/440	50	
AC 70	2 1725	NEMA 56C	115/230	60	10.0	208-230/480		60	13.4
						190/200	208	50	
						380/400	416	50	
AC 100	5 1725	NEMA 184TC	230	60	23.0	208-230/460		60	19.2
						190/200	208	50	
						380/400	416	50	
AC 130	7.5 1725	NEMA 213TC	Consult Factory	60		208-230/460		60	19.2
						190/200	208	50	
						380/400	416	50	
AC 160	7.5 1725	NEMA 213TC	Consult Factory	60		208-230/460		60	25.0
						190/200	208	50	
						380/400	416	50	
AC 250	10 1725	NEMA 215TC	Consult Factory	60		208-230/460		60	25.0
						190/200	208	50	
						380/400	416	50	

Low Noise Models

LOW NOISE MODELS PERFORMANCE DATA



NOISE LEVELS
dB A SCALE
AT 1 METER

Model	dB(A)
ACL 8	62
ACL 16	65
ACL 30	72
ACL 40	74
ACL 70	79
ACL 100	80
ACL 130	85
ACL 160	88
ACL 250	90

ELECTRIC MOTOR DATA

Model Size	HP RPM	Motor Frame	SINGLE PHASE			THREE PHASE		
			Voltage	Hz	Full Load Amps 230 V.	Voltage	Hz	Full Load Amps 230V
ACL 8	1/4 1700	IEC 63	Consult Factory			230/460	60	1.0
						220-380/440	50	
ACL 16	1/3 1700	IEC 71	Consult Factory			230/460	60	1.4
						220-380/440	50	
ACL 30	1/2 1140	NEMA 56C	115-208/230	60	4.9	208-230/460	60	2.4
						190/200 208/220	50	
						380/400 416/440		
ACL 40	1/2 1140	NEMA 56C	115-208/230	60	4.9	208-230/460	60	2.4
						190/200 208/220	50	
						380/400 416/440		
ACL 70	3/4 1140	NEMA 56C	115/208/230	60	5.3	208-230/480	60	3.0
						190/200 208	50	
						380/400 416		
ACL 100	1.5 1140	NEMA 56C	Consult Factory			208-230/460	60	5.2
						190/200 208	50	
						380/400 416		
ACL 130	2.0 1140	NEMA 184TC	Consult Factory			208-230/460	60	7.6
						190/200 208	50	
						380/400 416		
ACL 160	5.0 1140	NEMA 215TC	Consult Factory			230/460	60	16.0
						380/400 416	50	
ACL 250	7.5 1140	NEMA 215TC	Consult Factory			230/460	60	23.0
						380/400 416	50	

Selection Procedures

The performance curves above are based on the following:

- 50 SUS Oil.
- 50°F Entering Temperature Difference (ETD)

If your application conditions are different, use the following selection procedure:

STEP 1. Determine the Heat Load

In most cases you can use 1/3 of the input horsepower.

Example: 30 HP Power Unit = 10 HP Heat Load

STEP 2. Determine the Actual ETD Desired

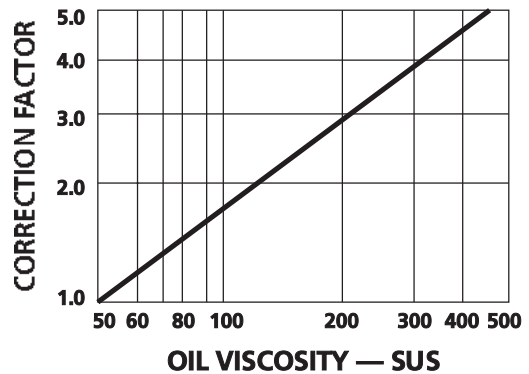
Entering OIL Temperature — Entering AIR Temperature = ETD

The entering oil temperature is the highest desired oil temperature. The entering air temperature is the highest anticipated ambient air temperature, plus any pre-heating of the air prior to its entering the cooler.

STEP 3. Calculate the Adjusted BTU/hr for Selection

$$\frac{\text{Horsepower}}{\text{Heat Load}} \times \frac{50}{\text{Desired ETD}} = \text{Horsepower For Use With Selection Chart}$$

OIL PRESSURE DROP CORRECTION



STEP 4. Select The Model From The Curves

Read up from the GPM to the required heat rejection. Select any model on, or above this point.

STEP 5. Calculate Oil Pressure Drop

Find the oil pressure drop correction factor and multiply it by the oil pressure drop found on the performance curve.

Specifications

RATINGS:

Maximum Working Pressure250 PSI

Maximum Working Temperature.....250 °F

MATERIALS:

Cooler.....Alumium

Fan Blade.....Polypropylene Blades
Aluminum Hub

Shroud.....Powder Painted
Steel

Mounting Brackets.....Powder Painted
Steel

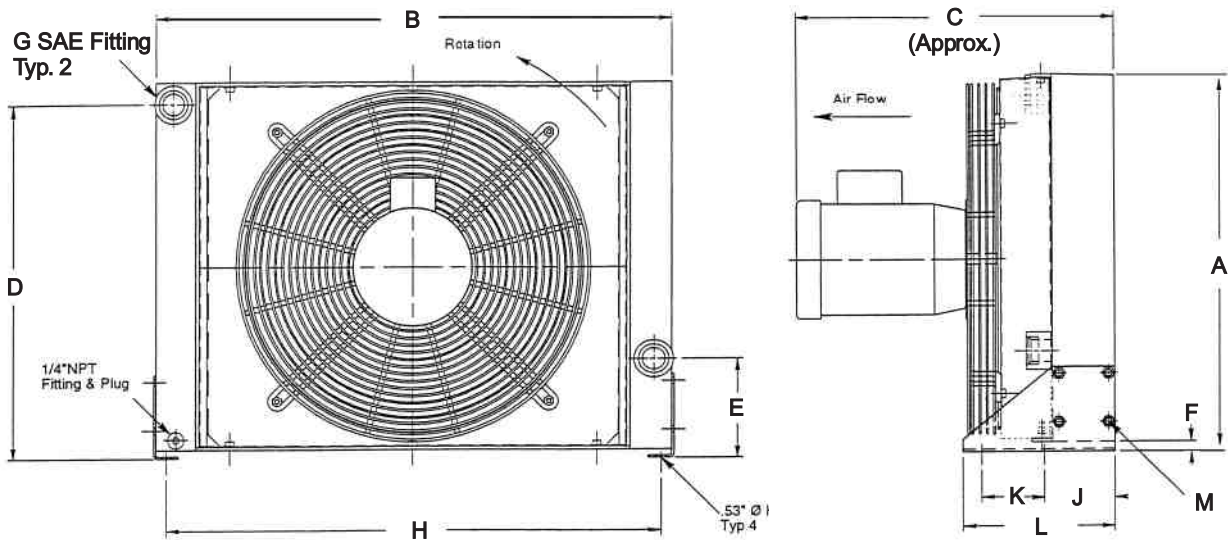
Fan Guard.....Zinc Plated Steel

Electric motors are totally enclosed, and are not thermally protected.

Actual ratings vary with motor brand. Check motor nameplate for actual ratings.

Motor RPM is reduced by 1/6 for 50 Hz service.

Dimensions

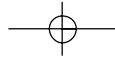


MODEL	A	B	C (Approx.)	D	E	F	G	H	J	K	L	M	Approx. Weights	
													Net	Shipping
AC 8	12.44	15.75	14.72	11.30	3.27	0.55	#16 SAE 1 1/4-12 UN-2B	14.53	3.07	3.50	7.36	M8x10 Bolt (4 PL)	35	45
AC 16	16.26	19.88	15.59	15.08	3.35	0.59		18.66					45	55
AC 30	20.59	26.38	17.76	19.29	6.02	0.59	#20 SAE 1 1/2-12 UN-2B	25.20	4.17	3.74	9.02	M10x20 Bolt (8 PL)	90	125
AC 40	22.44	30.32	18.74	21.18				29.09					125	163
AC 70	28.27	37.01	22.60	20.47	9.92	2.09	2\"/>							
AC 100	37.40	40.95	24.76	29.69	9.02	0.59		37.48	5.39	7.87	15.47	M12x20 Bolt (8 PL)	195	240
AC 130	37.52	42.91	29.84	35.52	9.13	0.59		41.42					350	405
AC 160	44.09	48.82	30.28	34.72	11.02	0.65		43.49					365	420
AC 250	57.64	52.76	33.82	43.62	17.56	2.04	49.29	480					545	
							3\"/>							
							50.55	50.55	7.80	10.00	20.00	3/4 x 1 1/2 Bolt (8 PL)	600	688

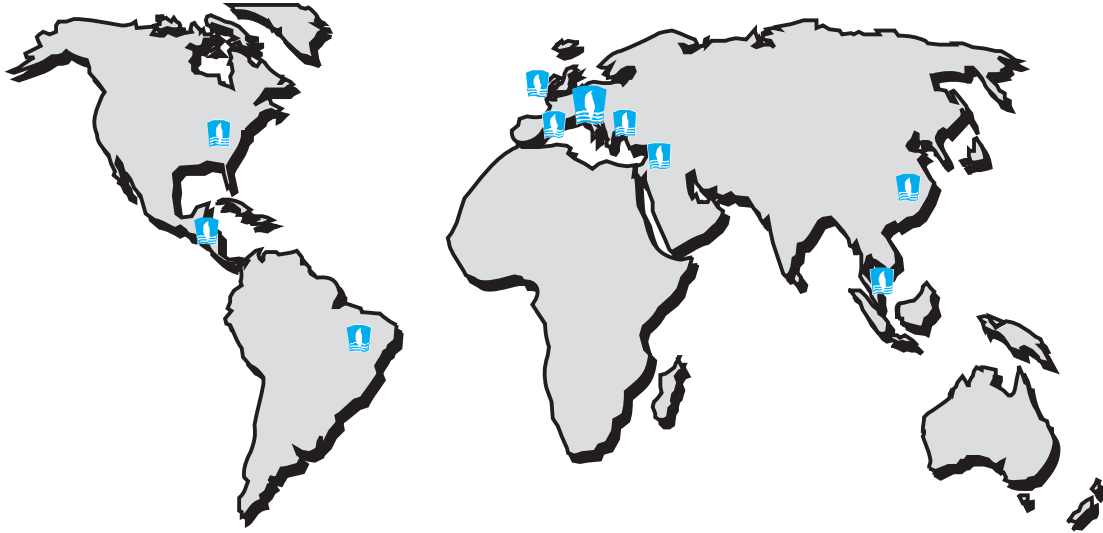
- Dimensions are in inches.
- We reserve the right to make reasonable design changes without notice.
- Weights are in pounds.

Ordering Information

	—		—		—	
AC SERIES Standard		MODEL SIZE SELECTED		MOTOR DATA 0=NO MOTOR C=CORE ONLY 1= SINGLE PHASE 3=THREE PHASE 575=575 VOLT		CUSTOM FEATURE CODE R=REVERSED AIR FLOW AD=SAE TO NPT ADAPTORS INSTALLED H=HERESITE COATING/CORE ASSEMBLY CRN=CANADIAN REGISTRY, 250 PSI CRS=CANADIAN REGISTRY, 150 PSI
ACL SERIES Low Noise						



AKG Worldwide



AKG has been manufacturing high quality coolers and cooling systems since 1919. We have grown to include 10 facilities with over 1400 employees to serve you.

Your Business Partner



AKG Worldwide

AKG is a complete single source supply for all of your cooling requirements. Choose from both standard and custom engineered products depending on your specific needs.



Partnership

AKG believes in solid long-term business relationships built on partnerships with its customers.



Customer

AKG places heavy emphasis on development of leading edge technologies, products and finding creative solutions to our customers individual requirements.

AKG Thermal Systems, Inc.
 Mebane Industrial Park
 809 Mattress Factory Road
 P.O. box 189
 Mebane, North Carolina 27302-0189
 Tel.: (919) 563-4871
 Fax: (919) 563-4917

Autokühler GmbH & Co. KG
 Postfach 1346
 D-34363 Hofgeismar
 Tel.: 05671 / 8 83-0
 Fax: 05671 / 35 82
 Internet: <http://www.akg-gruppe.de>
 E-mail: info@akg-gruppe.de

